




TETRIS EN PAPIER !



Piochez une pièce de Tétris, installez-la sur la grille en commençant tout en bas. Installez les pièces au fur et à mesure jusqu'à ce que vous ne puissiez plus installer la dernière pièce piochée. Il faut laisser le moins de cases vides possible !



NOMBRE DE CASE(S) VIDE(S) RESTANTE(S) :

© Momes.net - Tous droits réservés

PARTIE 1 : ___ **PARTIE 3 :** ___ **PARTIE 5 :** ___ **PARTIE 7 :** ___ **PARTIE 9 :** ___

PARTIE 2 : ___ **PARTIE 4 :** ___ **PARTIE 6 :** ___ **PARTIE 8 :** ___ **PARTIE 10 :** ___







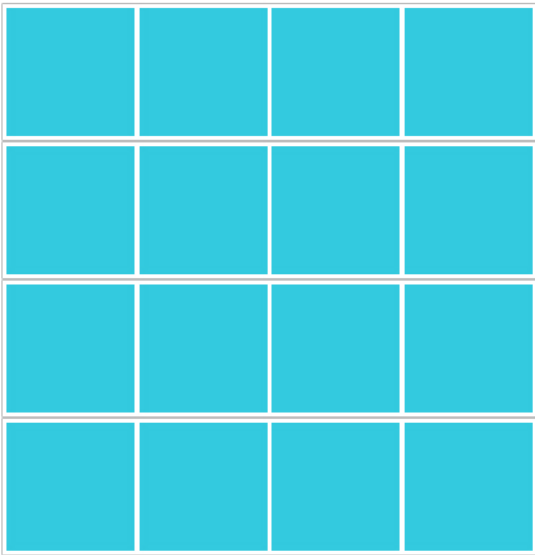
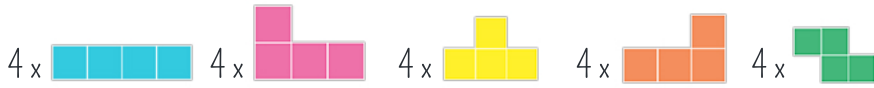




TETRIS EN PAPIER !



Découpez les différentes pièces du Tétris







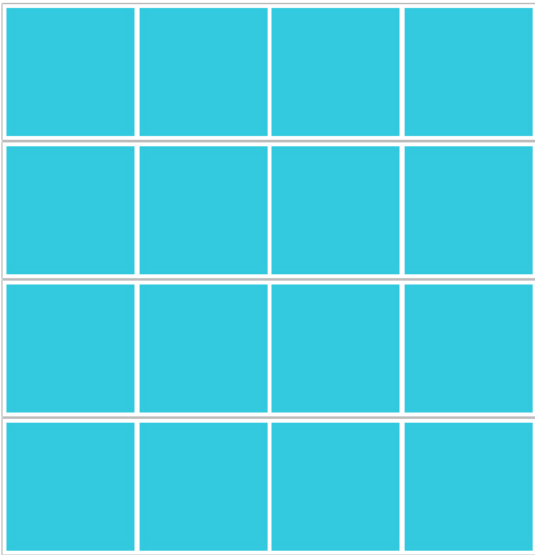




TETRIS EN PAPIER !



Découpez les différentes pièces du Tétris





TETRIS EN PAPIER !



Découpez les différentes pièces du Tétris

